

FEDERAL SUPPLY CLASS
6145

REV.
B

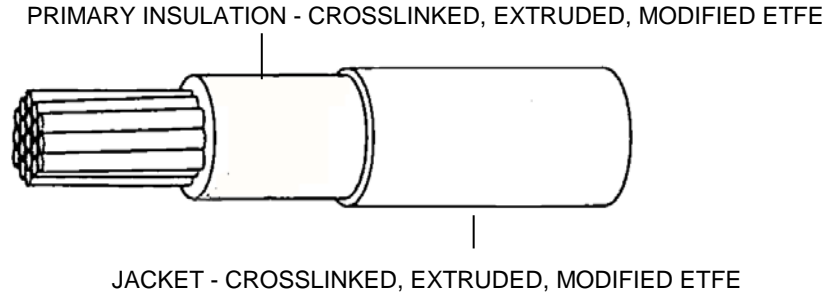
AS22759™/54

RATIONALE

CORRECT TABLE 4 TO REMOVE THERMAL INDEX TEST AS A REQUIREMENT. THIS TEST WAS ADDED TO THE INITIAL RELEASE IN ERROR. CHANGE INITIAL LASER CONTRAST TO 70% AND CONTRAST AFTER AGING TO 55%.

NOTICE

THE COMPLETE REQUIREMENTS FOR PROCURING THE PRODUCT DESCRIBED HEREIN SHALL CONSIST OF THIS DOCUMENT AND THE LATEST ISSUE OF AS22759.



ETFE – ETHYLENE TETRAFLUOROETHYLENE
CONDUCTOR – STRANDED SILVER COATED COPPER

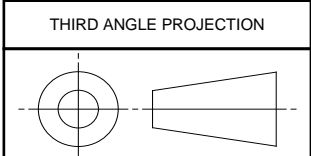
FIGURE 1 - AS22759/54 CONFIGURATION

TABLE 1 - CONSTRUCTION DETAILS FOR FINISHED WIRE

PART NO. 1/	WIRE SIZE	STRANDING (NUMBER OF STRANDS X SIZE GAUGE OF STRANDS)	DIAMETER OF STRANDED CONDUCTOR (INCHES) 2/		FINISHED WIRE		
			(MIN)	(MAX)	RESISTANCE AT 20 °C (68 °F) (OHMS/1,000 FEET) MAX	DIAMETER (INCHES)	WEIGHT (LB/1,000 FEET) (MAX)
M22759/54-30-*	30	7 X 38	.0105	.0124	100.7	.032 ± .002	1.0
M22759/54-28-*	28	7 X 36	.0135	.0154	74.4	.035 ± .002	1.3
M22759/54-26-*	26	19 X 38	.0175	.0194	38.4	.040 ± .002	1.7
M22759/54-24-*	24	19 X 36	.0225	.0244	24.3	.045 ± .002	2.3
M22759/54-22-*	22	19 X 34	.0285	.0304	15.1	.050 ± .002	3.3
M22759/54-20-*	20	19 X 32	.0365	.0384	9.19	.058 ± .002	4.7
M22759/54-18-*	18	19 X 30	.0455	.0484	5.79	.070 ± .003	7.2
M22759/54-16-*	16	19 X 29	.0515	.0544	4.52	.077 ± .003	9.0
M22759/54-14-*	14	19 X 27	.0645	.0684	2.88	.094 ± .003	13.8
M22759/54-12-*	12	37 X 28	.0835	.0874	1.90	.111 ± .003	20.5
M22759/54-10-*	10	37 X 26	.106	.112	1.19	.134 ± .004	32.4

- 1/ PART NUMBER: THE ASTERISKS IN THE PART NUMBER COLUMN, TABLES 1 AND 3, SHALL BE REPLACED BY COLOR CODE DESIGNATORS IN ACCORDANCE WITH MIL-STD-681. EXAMPLES: SIZE 20, WHITE-M22759/54-20-9; WHITE WITH ORANGE STRIPE – M22759/54-20-93. PRINTING OF COLOR CODE DESIGNATOR ON SURFACE OF WIRE INSULATION IS NOT REQUIRED.
- 2/ CONDUCTOR SHALL CONFORM TO AS29606 TYPE SCC SMALL DIAMETER SILVER PLATED COPPER CONDUCTOR FOR SIZES 30 THROUGH 12. SIZE 10 SHALL CONFORM TO GENERAL PURPOSE SILVER PLATED COPPER CONDUCTOR.

SAE values your input. To provide feedback on this Technical Report, please visit <http://standards.sae.org/AS22759/54E>



CUSTODIAN: AE-8/AE-8D

PROCUREMENT SPECIFICATION: AS22759



AEROSPACE STANDARD

WIRE, ELECTRICAL, FLUOROPOLYMER-INSULATED, CROSSLINKED MODIFIED ETFE, LOW FLUORIDE, NORMAL WEIGHT, SILVER-COATED COPPER, 200 °C, 600 VOLT, ROHS

AS22759™/54
SHEET 1 OF 4

REV.
B

SAE Technical Standards Board Rules provide that: "This report is published by SAE to advance the state of technical and engineering sciences. The use of this report is entirely voluntary, and its applicability and suitability for any particular use, including any patent infringement arising therefrom, is the sole responsibility of the user." SAE reviews each technical report at least every five years at which time it may be revised, reaffirmed, stabilized, or cancelled. SAE invites your written comments and suggestions.

ISSUED 2013-07 REVISED 2018-04

REQUIREMENT: ALL REQUIREMENTS SHALL CONSIST OF THIS DOCUMENT AND THE LATEST ISSUE OF AS22759.

1. WIRE CONSTRUCTION:

WIRE CONSTRUCTION SHALL BE IN ACCORDANCE WITH FIGURE 1 AND TABLES 1, 2, 3, AND 4.

2. WIRE PERFORMANCE RATING:

TEMPERATURE RATING: 200 °C (392 °F) MAXIMUM CONTINUOUS CONDUCTOR TEMPERATURE.

VOLTAGE RATING: 600 VOLTS (RMS) AT SEA LEVEL. THIS INSULATION SYSTEM HAS BEEN USED IN AEROSPACE APPLICATIONS USING 115 VOLTS (PHASE TO NEUTRAL), 400 HERTZ AC AND 28 VOLTS DC. VERIFICATION OF THE SUITABILITY OF THIS PRODUCT FOR USE IN OTHER ELECTRICAL SYSTEM CONFIGURATIONS IS THE RESPONSIBILITY OF THE USER.

3. MATERIALS AND PHYSICAL PROPERTIES:

REFER TO AS22759 FOR MATERIAL REQUIREMENT. MATERIALS USED IN THE MANUFACTURE OF THESE PRODUCTS SHALL COMPLY WITH THE RESTRICTION OF HAZARDOUS SUBSTANCES DIRECTIVE 2002/95/EC.

4. FINISHED WIRE INSULATION PROPERTIES:

PRIMARY INSULATION SHALL HAVE A CONTRASTING PIGMENTATION TO THAT OF THE JACKET.

PHYSICAL PROPERTIES OF INSULATION: PRIMARY INSULATION SHALL BE SEPARATED FROM THE OUTER JACKET FOR DETERMINATION OF PRIMARY INSULATION TENSILE STRENGTH AND ELONGATION.

FINISHED WIRE INSULATION PROPERTIES SHALL BE IN ACCORDANCE WITH TABLE 2.

TABLE 2 - FINISHED WIRE INSULATION PROPERTIES REQUIREMENTS

INSULATION PROPERTIES	
SPARK TEST VOLTAGE	1,500 VOLT (RMS) AT 60 HERTZ OR 3000 HERTZ ON PRIMARY INSULATION
IMPULSE TEST VOLTAGE	8.0 KILOVOLTS (PEAK)
HIGH FREQUENCY TEST VOLTAGE	5.7 KILOVOLTS (RMS)
FLUORIDE OFF-GASSING	MAXIMUM 20 PPM
CROSSLINK PROOF	300 °C ± 3 °C (572 °F ± 5.4 °F), 7 HOURS
INSULATION BLOCKING	230 °C ± 3 °C (446 °F ± 5.4 °F)
SHRINKAGE	230 °C ± 3 °C (446 °F ± 5.4 °F) MAXIMUM CHANGE .125 INCHES
LAYER WICKING	2.25 INCHES (MAX) PROCEDURE: MULTI-LAYER WIRE
ELECTRICAL RESISTANCE (IR)	5,000 MEGOHMS (MIN) - 1,000 FEET
ELECTRICAL SURFACE RESISTANCE	500 MEGOHMS - INCHES (MIN)
WET DIELECTRIC VOLTAGE	2500 VOLTS (RMS), 60 HERTZ
WALL THICKNESS	.003 INCH (MIN) FOR PRIMARY INSULATION .004 INCH (MIN) FOR OUTER JACKET .008 INCH (MIN) FOR TOTAL INSULATION
INSULATION TENSILE STRENGTH	5,000 LBF/IN ² (MIN) FOR PRIMARY INSULATION 5,000 LBF/IN ² (MIN) FOR TOTAL INSULATION
INSULATION ELONGATION	125% (MIN) FOR PRIMARY INSULATION 75% (MIN) FOR TOTAL INSULATION
UV LASER MARKING	70% MINIMUM AVERAGE
CONTINUOUS LENGTH SCHEDULE	B

5. FINISHED WIRE IDENTIFICATION:


WIRE IDENTIFICATION EXCEPTIONS: NONE

WIRE IDENTIFICATION DURABILITY: 125 CYCLES (250 STROKES) WITH 500 GRAMS WEIGHT

STRIPE AND BAND DURABILITY: 125 CYCLES (250 STROKES) WITH 500 GRAMS WEIGHT

6. FINISHED WIRE PERFORMANCE:

FINISHED WIRE FIXTURES APPLICABLE TO EACH WIRE SIZE SHALL BE IN ACCORDANCE WITH TABLE 3.

	AEROSPACE STANDARD	AS22759™/54 SHEET 2 OF 4	REV. B
	WIRE, ELECTRICAL, FLUOROPOLYMER-INSULATED, CROSSLINKED MODIFIED ETFE, LOW FLUORIDE, NORMAL WEIGHT, SILVER-COATED COPPER, 200 °C, 600 VOLT, ROHS		